

SURVEY RESULTS

ACADEMIC YEAR OF 2024/2025: TEACHERS SURVEY ABOUT THE STUDIES

GENERAL EVALUATION OF KEY SURVEY QUESTION BLOCKS BY FACULTIES

FACULTY OF CHEMICAL TECHNOLOGY

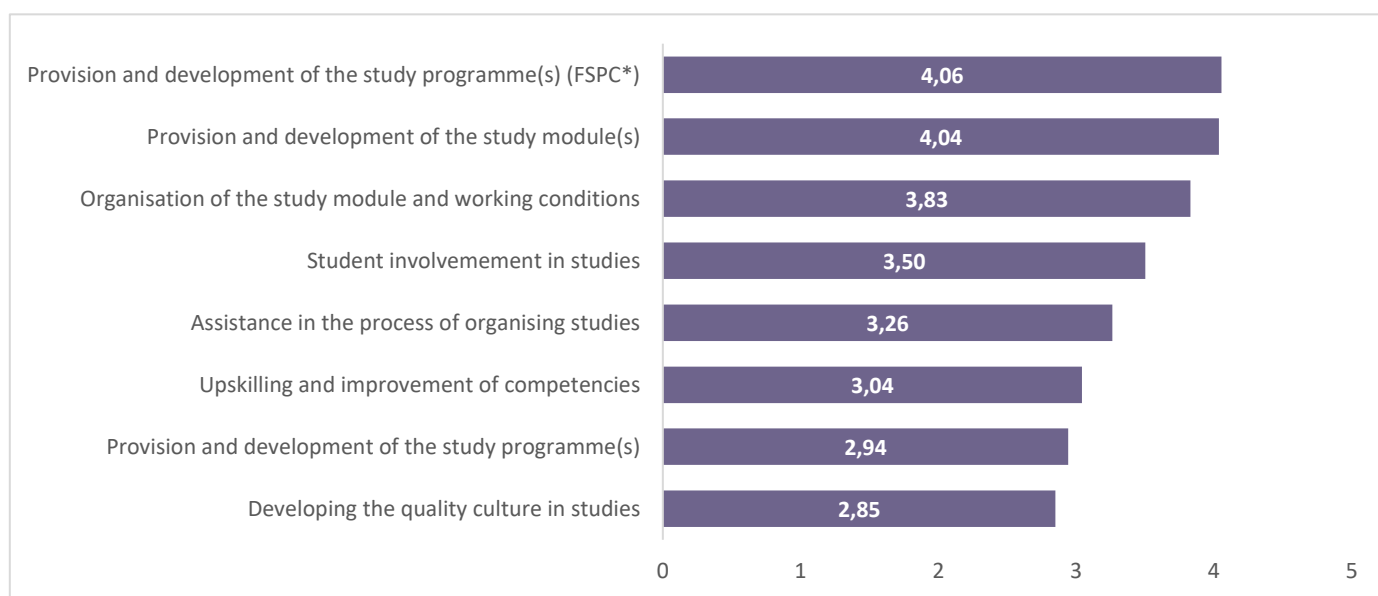


Fig. 1. Results of the 2024-2025 Survey of teachers at the Faculty of Chemical Technology (n=19 out of 52)

FACULTY OF ECONOMICS AND BUSINESS




Fig. 2. Results of the 2024-2025 Survey of teachers at the Faculty of Economics and Business (n=33 out of 90)

FACULTY OF ELECTRICAL AND ELECTRONICS ENGINEERING




Fig. 3. Results of the 2024-2025 Survey of teachers at the Faculty of Electrical and Electronics Engineering (n = 20 out of 59)

FACULTY OF INFORMATICS




Fig. 4. Results of the 2024-2025 Survey of teachers at the Faculty of Informatics (n = 29 out of 109)

FACULTY OF MATHEMATICS AND NATURAL SCIENCES




Fig. 5. Results of the 2024-2025 Survey of teachers at the Faculty of Mathematics and Natural Sciences (n = 11 out of 46)

FACULTY OF MECHANICAL ENGINEERING AND DESIGN




Fig. 6. Results of the 2024-2025 Survey of teachers at the Faculty of Mechanical Engineering and Design (n = 29 out of 82)

PANEVĖŽYS FACULTY OF TECHNOLOGIES AND BUSINESS

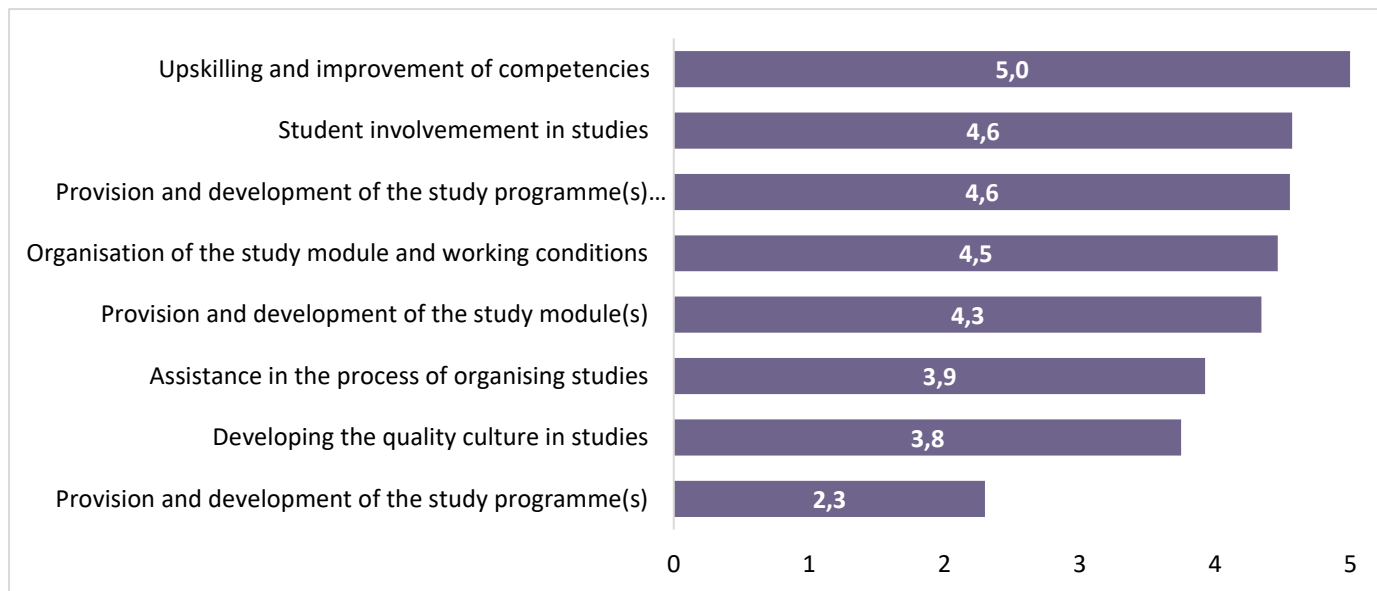


Fig. 7. Results of the 2024-2025 Survey of teachers at the Faculty of Technologies and Business in Panevėžys (n = 2 out of 3)

FACULTY OF SOCIAL SCIENCE, ARTS AND HUMANITIES




Fig. 8. Results of the 2024-2025 Survey of teachers at the Faculty of Social Sciences, Humanities and Arts (n = 34 out of 101)

FACULTY OF CIVIL ENGINEERING AND ARCHITECTURE




Fig. 9. Results of the 2024-2025 Survey of teachers at the Faculty of Civil Engineering and Architecture (n = 17 out of 52)

INSTITUTE OF ENVIRONMENTAL ENGINEERING

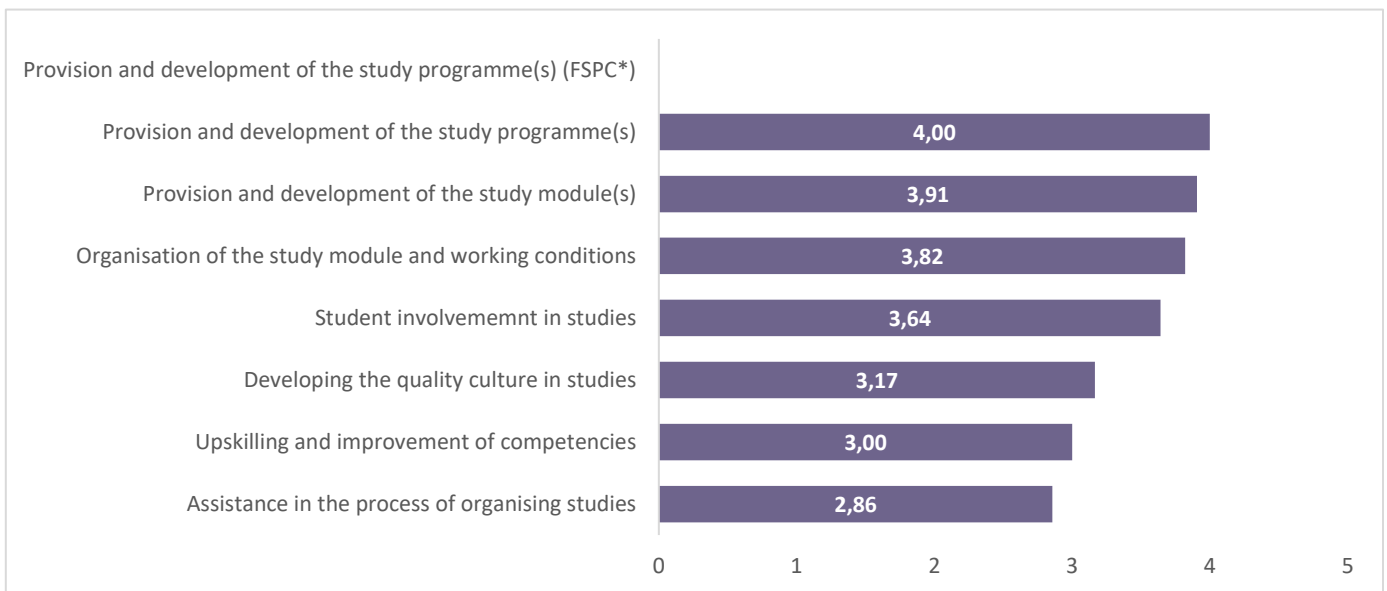


Fig. 10. Results of the 2024-2025 Survey of teachers at the Institute of Environmental Engineering (n = 2 out of 7)

GENERAL EVALUATION OF KEY SURVEY QUESTION BLOCKS AT THE UNIVERSITY LEVEL




Fig. 11. Results of the 2024-2025 Survey of all participating teachers at the entire University Level (n = 196 out of 648)

*Fields' Study Programme Committee